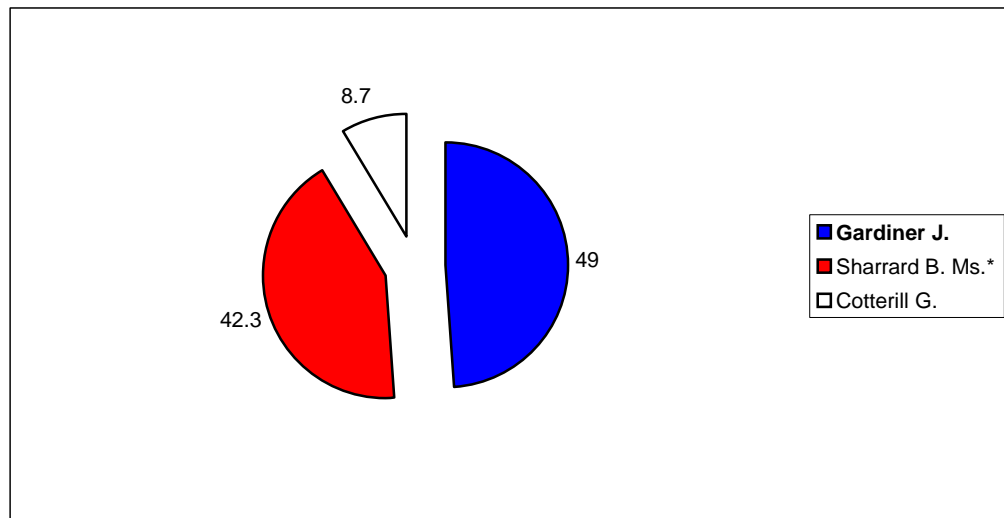


Basford

| | | | Vote | Share % |
|--|-----|-------------|-------------|----------------|
| ■ Gardiner J. | Con | Elected | 2,016 | 49 |
| ■ Sharrard B. Ms.* | Lab | Not electec | 1,742 | 42.3 |
| Cotterill G. | Res | Not electec | 357 | 8.7 |

Summary

| | |
|------------|------|
| Electorate | 9109 |
| Turnout % | 45.2 |
| Seats | 1 |

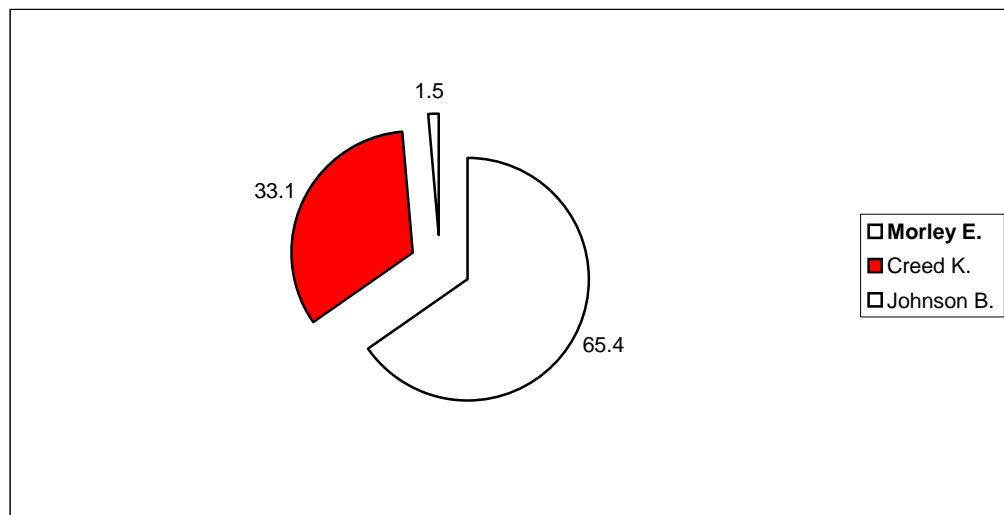


Hucknall (East)

| | | | Vote | Share % |
|---|------|-------------|-------------|----------------|
| ■ Morley E. | Res | Elected | 2,391 | 65.4 |
| Creed K. | Lab | Not electec | 1,211 | 33.1 |
| Johnson B. | Comm | Not electec | 55 | 1.5 |

Summary

| | |
|------------|------|
| Electorate | 7641 |
| Turnout % | 47.9 |
| Seats | 1 |

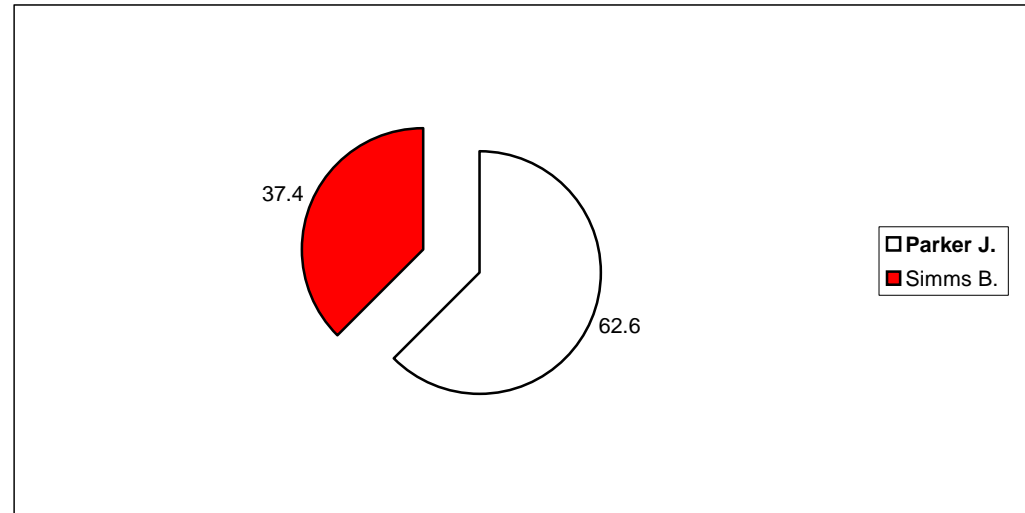


Hucknall (North)

| | | | Vote | Share % |
|------------------|-----|-------------|-------------|----------------|
| Parker J. | Res | Elected | 3,456 | 62.6 |
| Simms B. | Lab | Not electec | 2,068 | 37.4 |

Summary

| | |
|------------|-------|
| Electorate | 12587 |
| Turnout % | 43.9 |
| Seats | 1 |

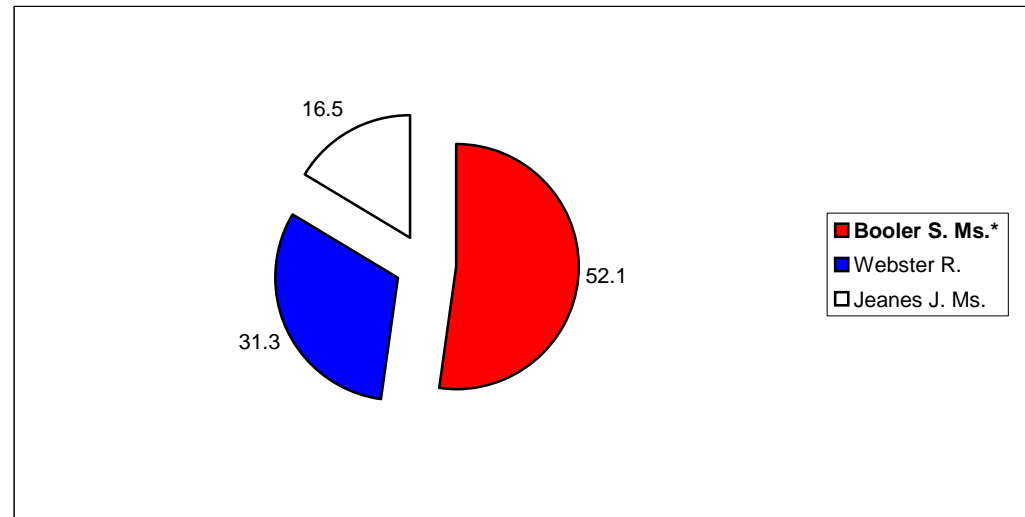


Kirkby-In-Ashfield (East)

| | | | Vote | Share % |
|-----------------------|-----|-------------|-------------|----------------|
| Booler S. Ms.* | Lab | Elected | 1,786 | 52.1 |
| Webster R. | Con | Not electec | 1,074 | 31.3 |
| Jeanes J. Ms. | Res | Not electec | 566 | 16.5 |

Summary

| | |
|------------|------|
| Electorate | 6853 |
| Turnout % | 50 |
| Seats | 1 |

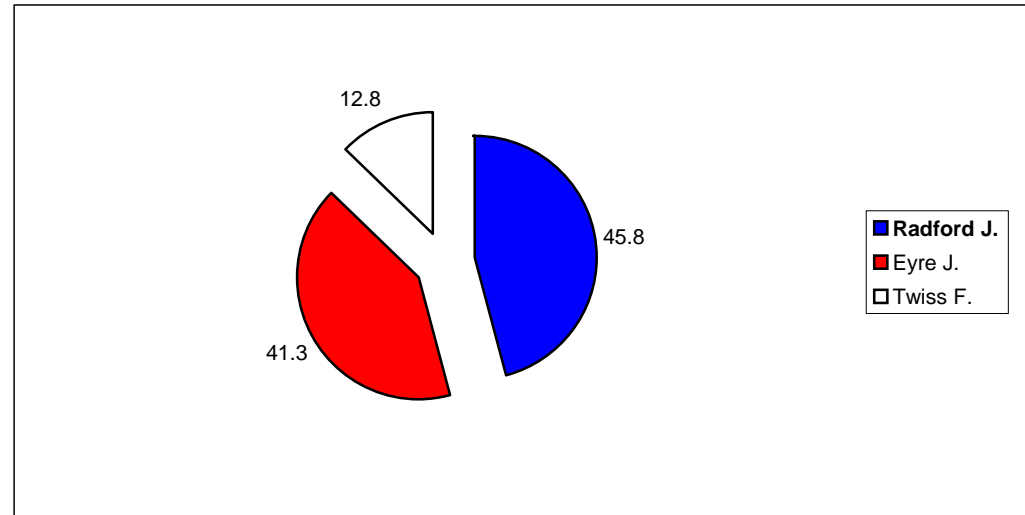


Kirkby-In-Ashfield (West)

| | | | Vote | Share % |
|---|-----|-------------|-------------|----------------|
| ■ Radford J. | Con | Elected | 2,401 | 45.8 |
| ■ Eyre J. | Lab | Not electec | 2,167 | 41.3 |
| Twiss F. | Res | Not electec | 673 | 12.8 |

Summary

| | |
|------------|-------|
| Electorate | 10572 |
| Turnout % | 49.6 |
| Seats | 1 |

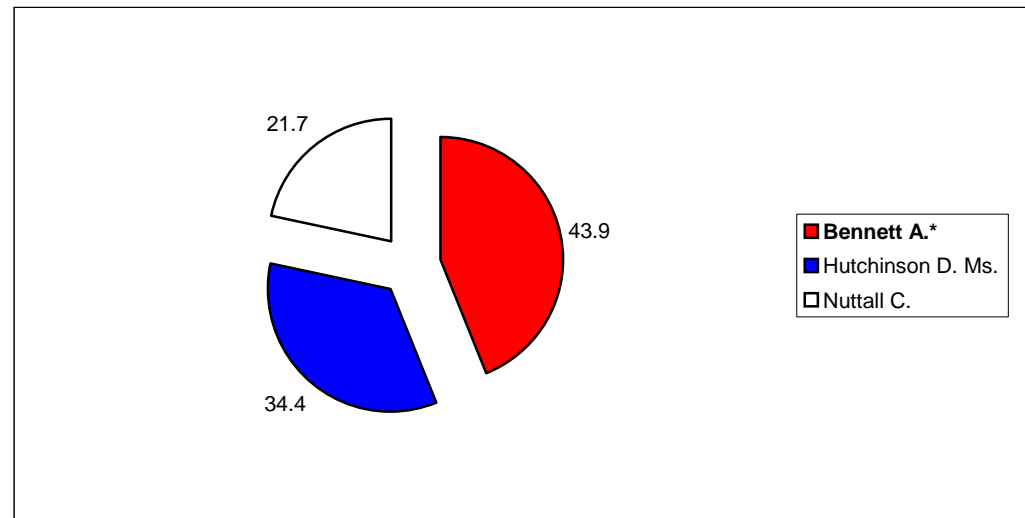


Sutton-In-Ashfield (East)

| | | | Vote | Share % |
|---|-----|-------------|-------------|----------------|
| ■ Bennett A.* | Lab | Elected | 1,505 | 43.9 |
| ■ Hutchinson D. Ms. | Con | Not electec | 1,180 | 34.4 |
| Nuttall C. | Res | Not electec | 742 | 21.7 |

Summary

| | |
|------------|------|
| Electorate | 7463 |
| Turnout % | 45.9 |
| Seats | 1 |



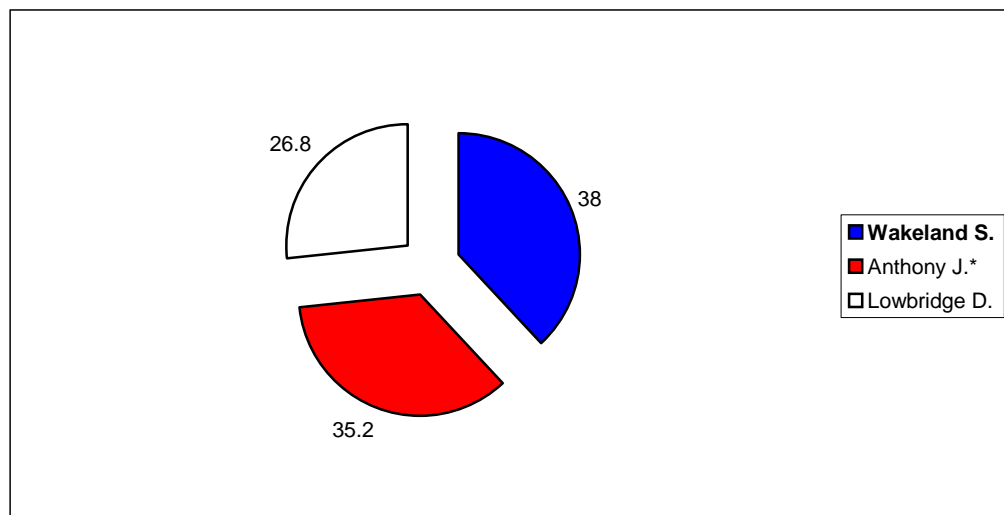
Sutton-In-Ashfield (North)

(7644) @ 1

| | | | Vote | Share % |
|--|-----|-------------|-------------|----------------|
| ■ Wakeland S. | Con | Elected | 1,402 | 38 |
| ■ Anthony J.* | Lab | Not electec | 1,296 | 35.2 |
| Lowbridge D. | Res | Not electec | 989 | 26.8 |

Summary

| | |
|------------|------|
| Electorate | 7644 |
| Turnout % | 48.2 |
| Seats | 1 |

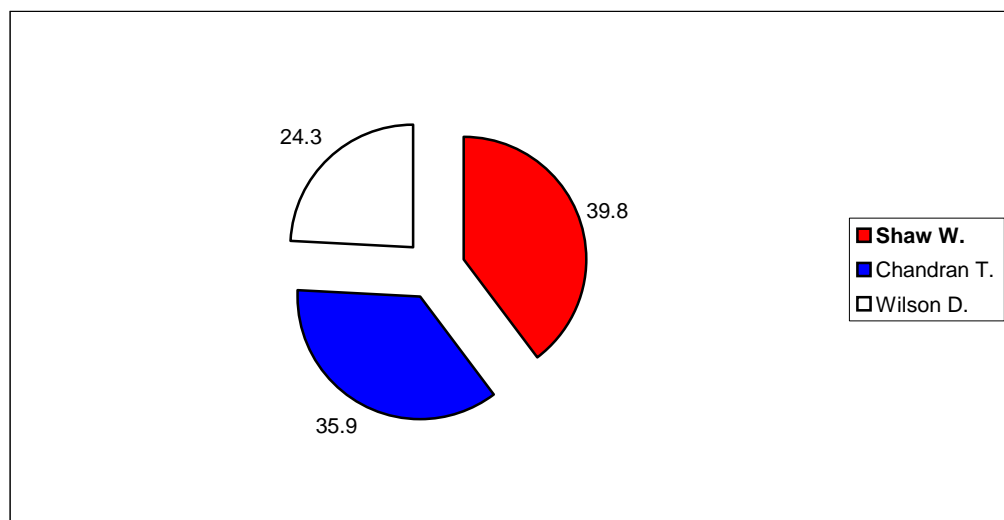


Sutton-In-Ashfield (South)

| | | | Vote | Share % |
|---|-----|-------------|-------------|----------------|
| ■ Shaw W. | Lab | Elected | 1,892 | 39.8 |
| ■ Chandran T. | Con | Not electec | 1,708 | 35.9 |
| Wilson D. | Res | Not electec | 1,156 | 24.3 |

Summary

| | |
|------------|-------|
| Electorate | 9,439 |
| Turnout % | 50.4 |
| Seats | 1 |



Sutton-In-Ashfield (West)

(5785) @ 1

| | | | Vote | Share % |
|-----------------|-----|-------------|-------------|----------------|
| Lee M.* | Lab | Elected | 1,486 | 54.4 |
| Dobson J. | Con | Not electec | 957 | 35.1 |
| Bettison N. Ms. | Res | Not electec | 287 | 10.5 |

Summary

| | |
|------------|------|
| Electorate | 5785 |
| Turnout % | 47.2 |
| Seats | 1 |

