

### Hucknall Central

		<b>Vote</b>	<b>Share %</b>
■ <b>White M. Short C.</b>	Lab Elected	0	0
	Lab Elected	0	

#### **Summary**

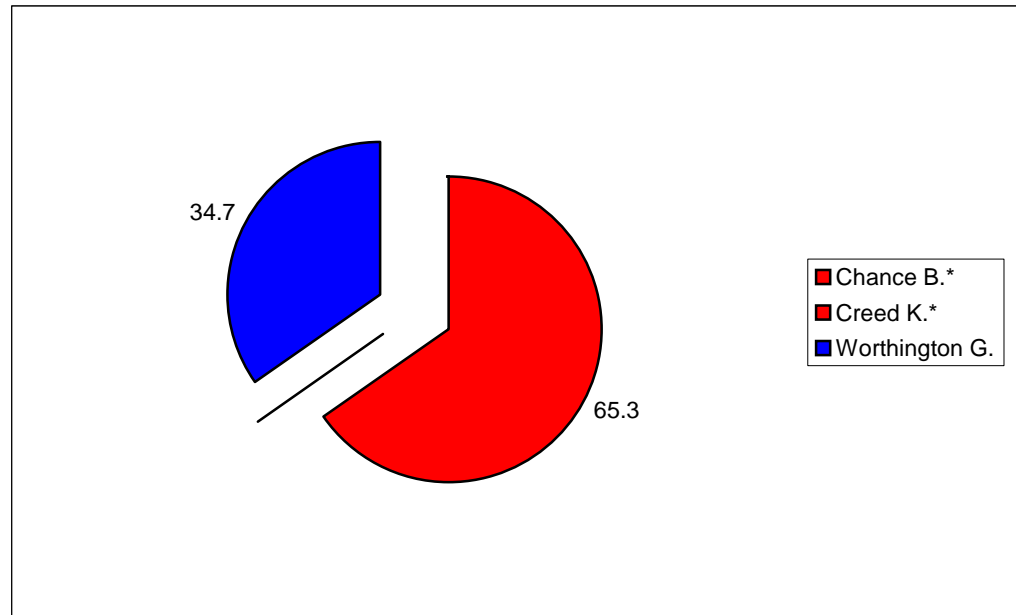
Electorate	5049
Turnout %	0
Seats	2

### Hucknall East

		<b>Vote</b>	<b>Share %</b>
■ <b>Chance B.* Creed K.*</b>	Lab Elected	1,451	65.3
	Lab Elected	1,421	
■ <b>Worthington G.</b>	Con Not elected	771	34.7

#### **Summary**

Electorate	4537
Turnout %	48.9
Seats	2



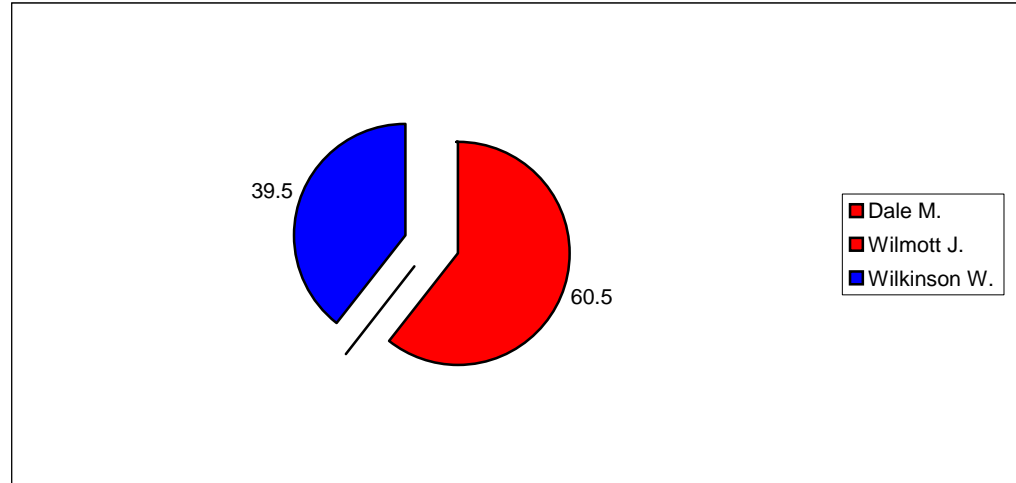
### Hucknall North

■ Dale M.  
■ Wilmott J.  
■ Wilkinson W.

		<b>Vote</b>	<b>Share %</b>
Lab	Elected	1,594	60.5
Lab	Elected	1,569	
Con	Not elected	1,042	39.5

#### **Summary**

Electorate	5,858
Turnout %	46.7
Seats	2



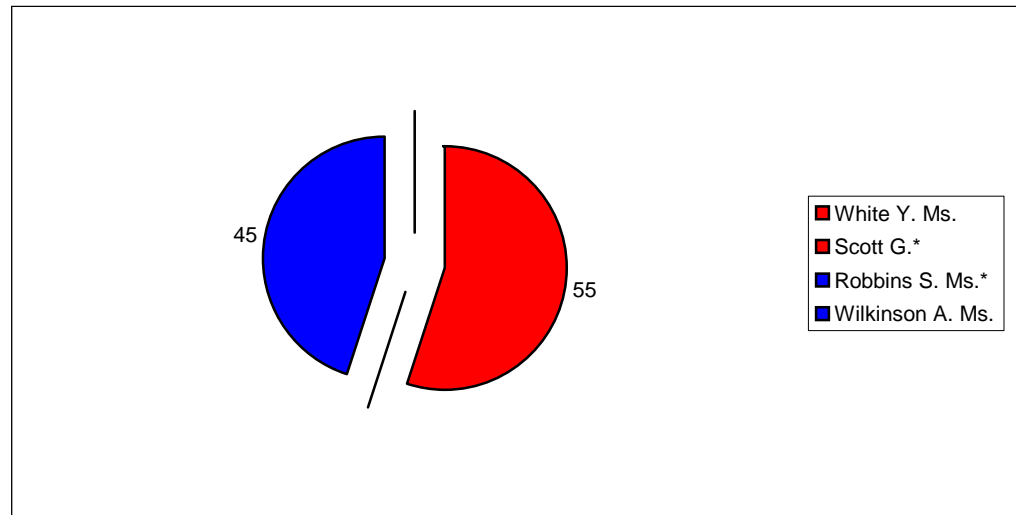
### Hucknall West

■ White Y. Ms.  
■ Scott G.\*  
■ Robbins S. Ms.\*  
■ Wilkinson A. Ms.

		<b>Vote</b>	<b>Share %</b>
Lab	Elected	1,746	55
Lab	Elected	1,730	
Con	Not elected	1,430	45
Con	Not elected	1,242	

#### **Summary**

Electorate	7,205
Turnout %	45.9
Seats	2

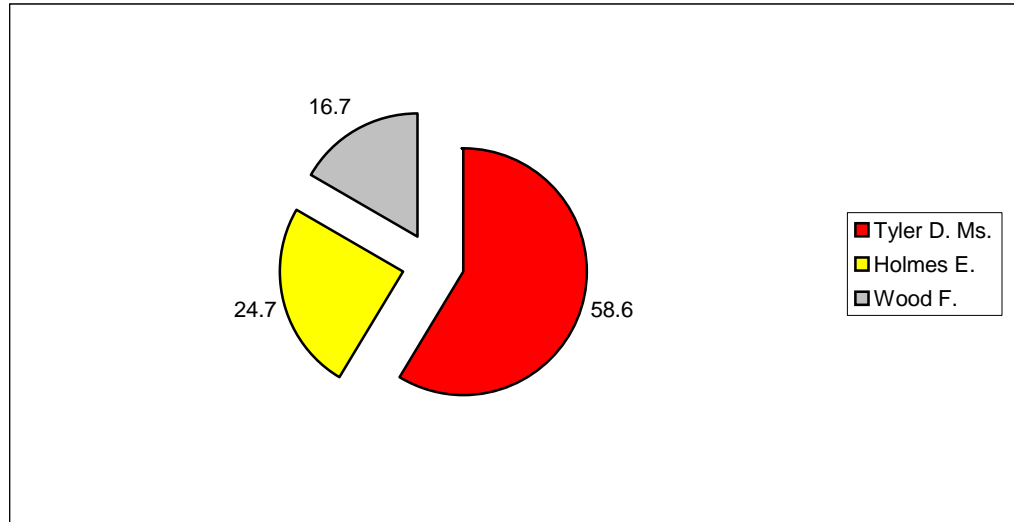


**Jacksdale**

- **Tyler D. Ms.**
- **Holmes E.**
- **Wood F.**

		<b>Vote</b>	<b>Share %</b>
Lab	Elected	630	58.6
LD	Not elected	266	24.7
Ind	Not elected	180	16.7

**Summary**  
 Electorate 2522  
 Turnout % 42.9  
 Seats 1

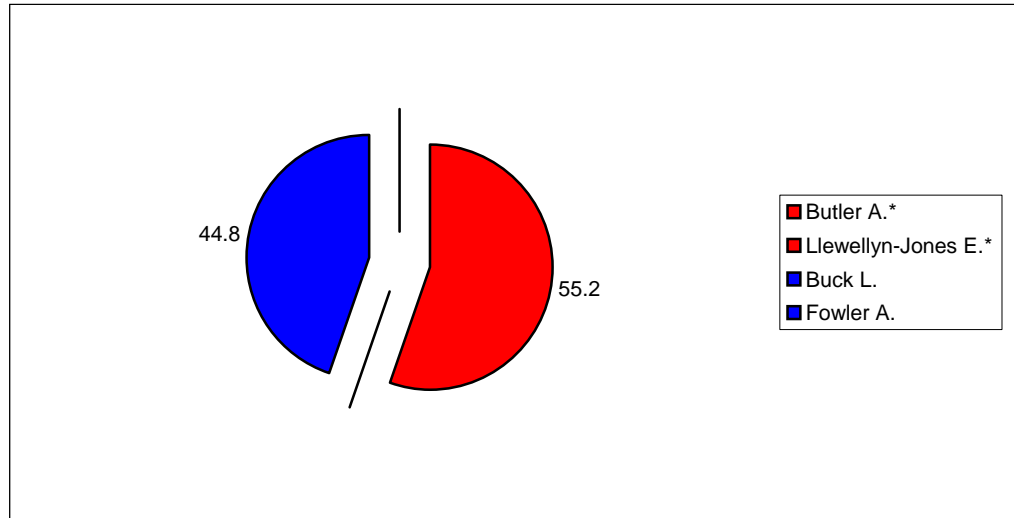


**Kirkby Central**

- **Butler A.\***
- **Llewellyn-Jones E.\***
- **Buck L.**
- **Fowler A.**

		<b>Vote</b>	<b>Share %</b>
Lab	Elected	1,211	55.2
Lab	Elected	1,176	
Con	Not elected	982	44.8
Con	Not elected	881	

**Summary**  
 Electorate 4543  
 Turnout % 51.6  
 Seats 2

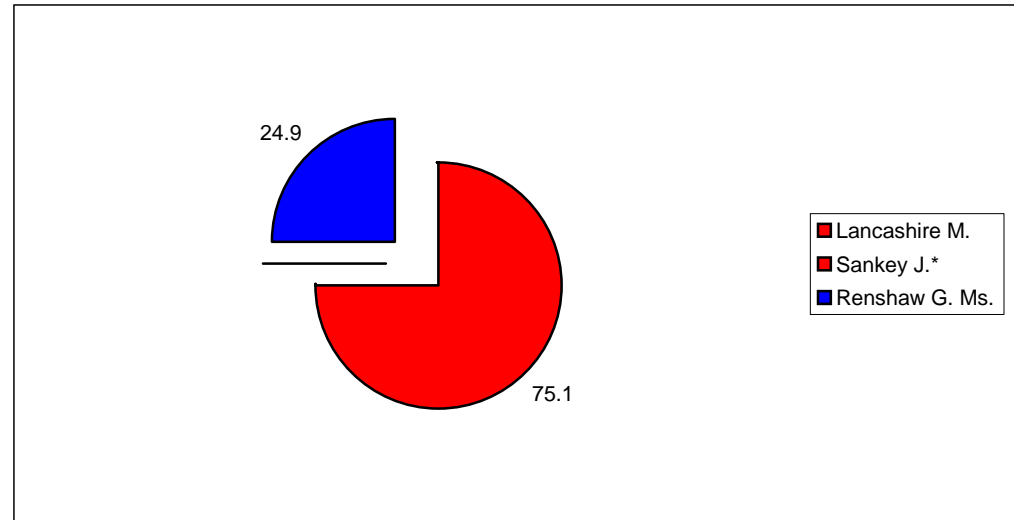


**Kirkby East**

			<b>Vote</b>	<b>Share %</b>
Lancashire M. Sankey J.*	Lab	Elected	1,229	75.1
	Lab	Elected	1,135	
Renshaw G. Ms.	Con	Not elected	407	24.9

**Summary**

Electorate	4657
Turnout %	38.4
Seats	2

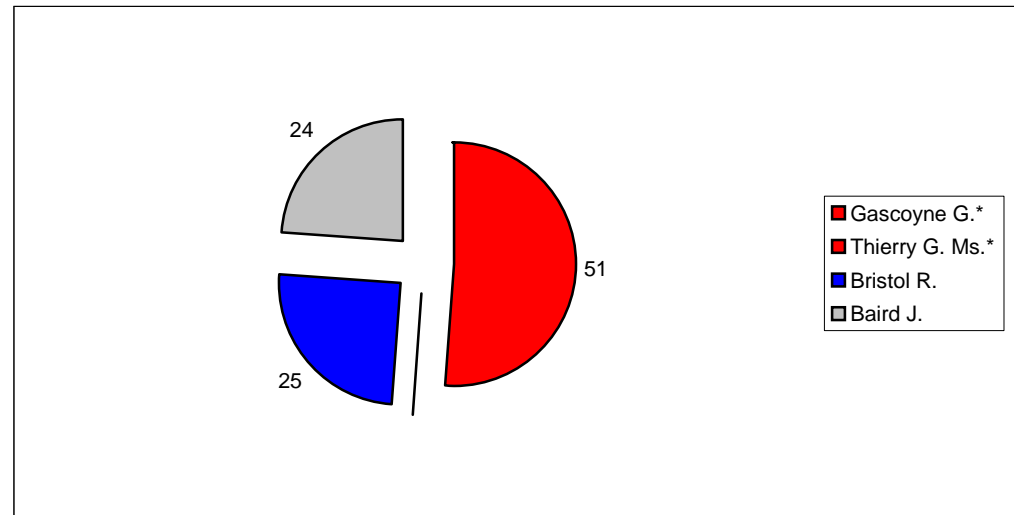


**Kirkby West**

			<b>Vote</b>	<b>Share %</b>
Gascoyne G.* Thierry G. Ms.*	Lab	Elected	1,226	51
	Lab	Elected	1,133	
Bristol R.	Con	Not elected	602	25
Baird J.	Ind	Not elected	577	24

**Summary**

Electorate	5135
Turnout %	43.2
Seats	2

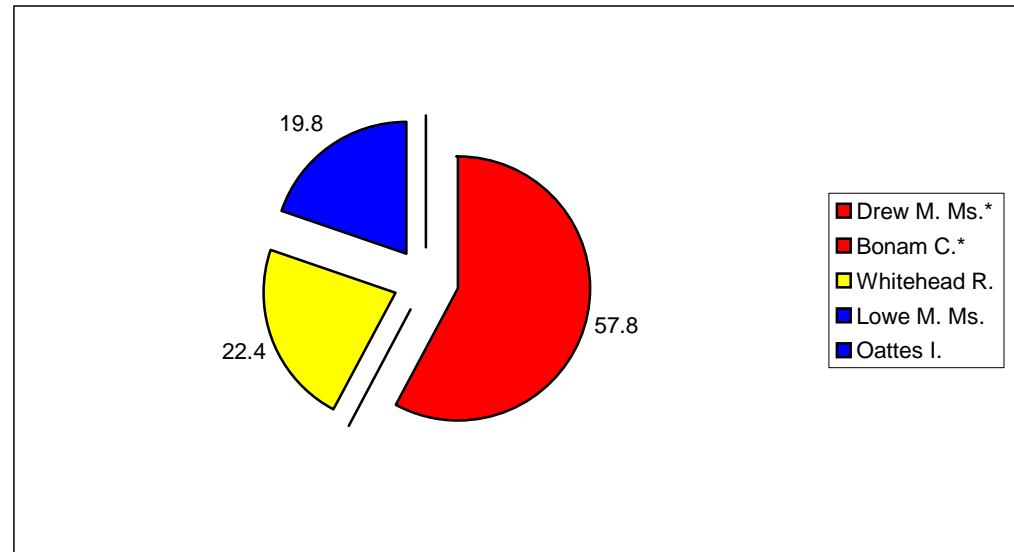


### Selston

			<b>Vote</b>	<b>Share %</b>
Drew M. Ms.*	Lab	Elected	1,198	57.8
	Bonam C.*	Lab	Elected	1,182
Whitehead R.	LD	Not elected	465	22.4
Lowe M. Ms.	Con	Not elected	411	19.8
Oattes I.	Con	Not elected	361	

#### Summary

Electorate	4982
Turnout %	38.9
Seats	2

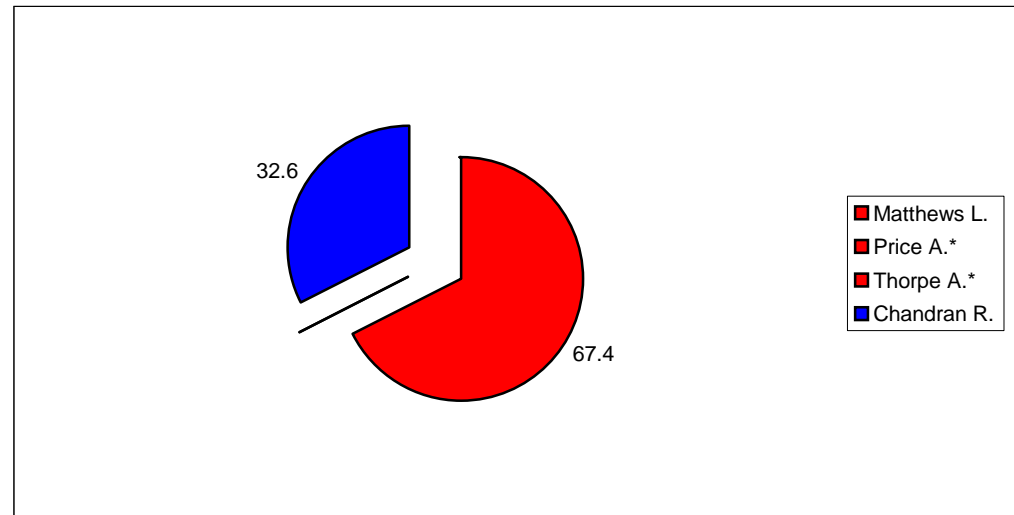


### Sutton-In-Ashfield Central

			<b>Vote</b>	<b>Share %</b>	
Matthews L.	Lab	Elected	2,144	67.4	
	Price A.*	Lab	Elected	2,083	
	Thorpe A.*	Lab	Elected	2,031	
Chandran R.	Con	Not elected	1,039	32.6	

#### Summary

Electorate	8,370
Turnout %	40.8
Seats	3

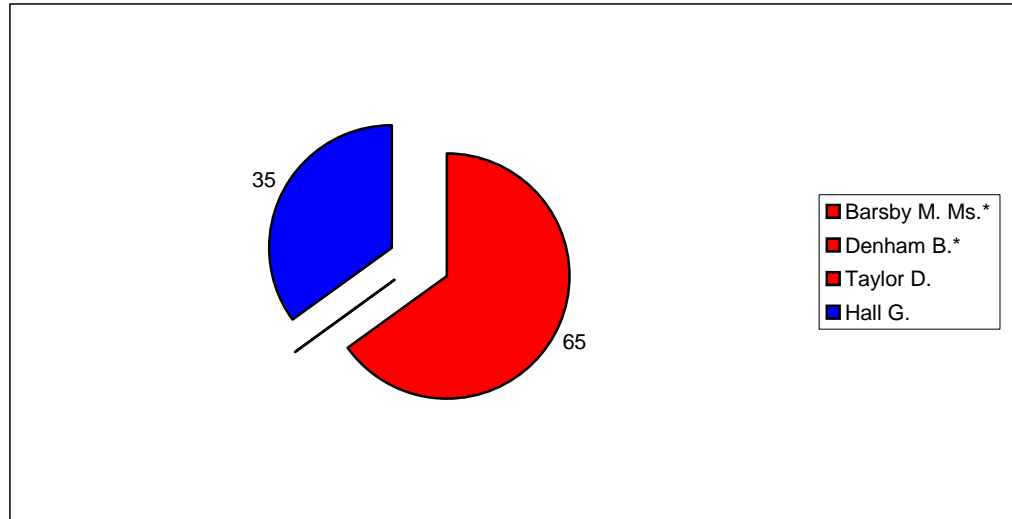


**Sutton-In-Ashfield East**

			<b>Vote</b>	<b>Share %</b>
<div style="display: inline-block; width: 10px; height: 10px; background-color: red; margin-right: 5px;"></div> <b>Barsby M. Ms.*</b> <b>Denham B.*</b> <b>Taylor D.</b>	Lab	Elected	2,031	65
	Lab	Elected	1,755	
	Lab	Elected	1,732	
<div style="display: inline-block; width: 10px; height: 10px; background-color: blue; margin-right: 5px;"></div> <b>Hall G.</b>	Con	Not elected	1,093	35

**Summary**

Electorate	7,697
Turnout %	40.9
Seats	3

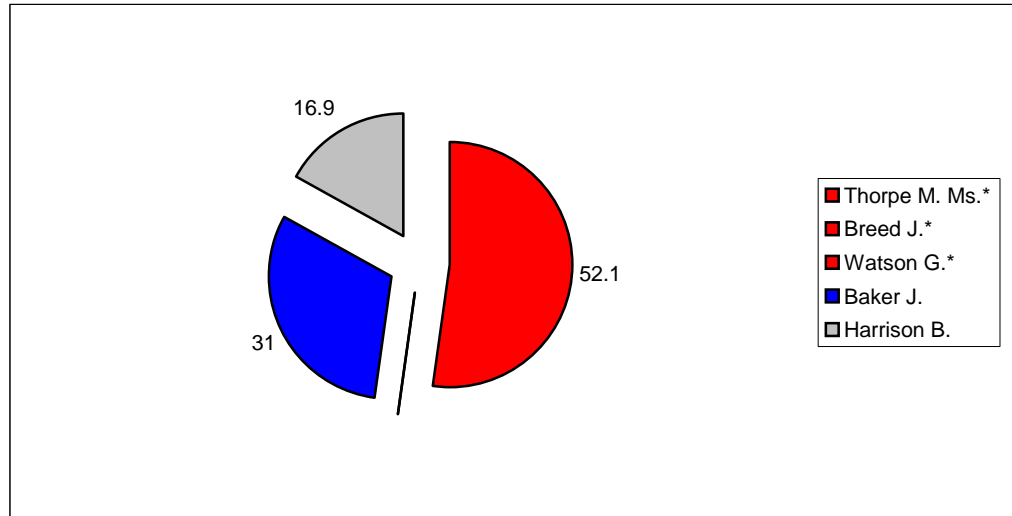


**Sutton-In-Ashfield North**

			<b>Vote</b>	<b>Share %</b>
<div style="display: inline-block; width: 10px; height: 10px; background-color: red; margin-right: 5px;"></div> <b>Thorpe M. Ms.*</b> <b>Breed J.*</b> <b>Watson G.*</b>	Lab	Elected	1,739	52.1
	Lab	Elected	1,708	
	Lab	Elected	1,565	
<div style="display: inline-block; width: 10px; height: 10px; background-color: blue; margin-right: 5px;"></div> <b>Baker J.</b>	Con	Not elected	1,034	31
<div style="display: inline-block; width: 10px; height: 10px; background-color: gray; margin-right: 5px;"></div> <b>Harrison B.</b>	Ind	Not elected	565	16.9

**Summary**

Electorate	7755
Turnout %	39.6
Seats	3

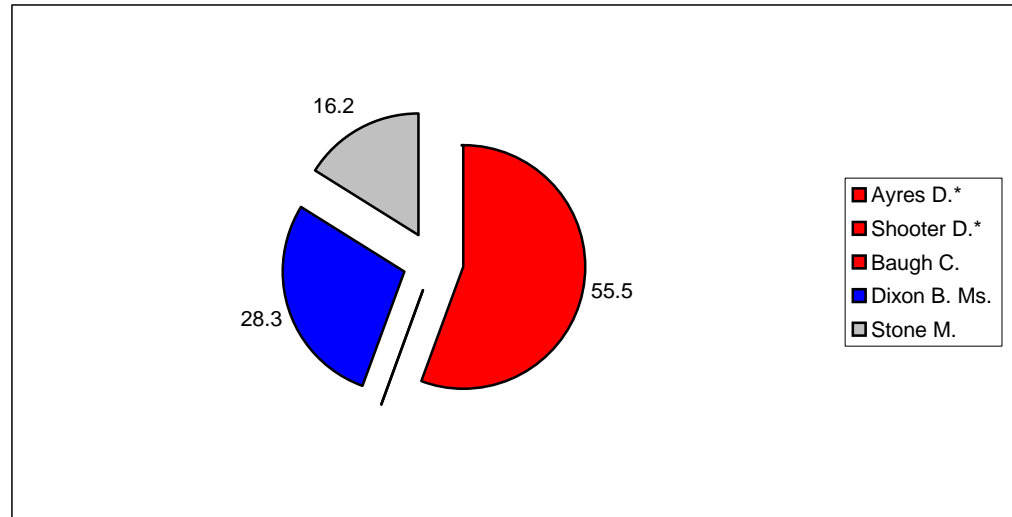


**Sutton-In-Ashfield West**

			<b>Vote</b>	<b>Share %</b>
<span style="color: red;">■</span> <b>Ayres D.*</b>	Lab	Elected	2,129	55.5
<span style="color: red;">■</span> <b>Shooter D.*</b>	Lab	Elected	1,931	
<span style="color: red;">■</span> <b>Baugh C.</b>	Lab	Elected	1,858	
<span style="color: blue;">■</span> Dixon B. Ms.	Con	Not elected	1,085	28.3
<span style="color: gray;">■</span> Stone M.	Ind	Not elected	621	16.2

**Summary**

Electorate	7788
Turnout %	43
Seats	3

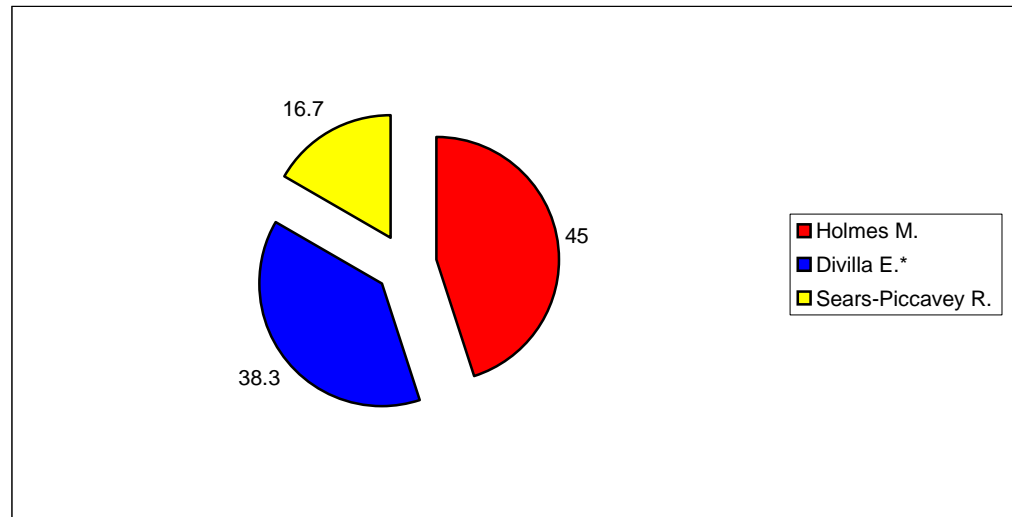


**Underwood**

			<b>Vote</b>	<b>Share %</b>
<span style="color: red;">■</span> <b>Holmes M.</b>	Lab	Elected	511	45
<span style="color: blue;">■</span> Divilla E.*	Con	Not elected	435	38.3
<span style="color: yellow;">■</span> Sears-Piccavey R.	LD	Not elected	190	16.7

**Summary**

Electorate	2189
Turnout %	51.9
Seats	1



**Woodhouse**

			<b>Vote</b>	<b>Share %</b>
<span style="color: red;">■</span> Bakewell E. Ms.*	Lab	Elected	1,520	42.8
<span style="color: red;">■</span> Carey M.	Lab	Elected	1,335	
<span style="color: blue;">■</span> Hobson A.*	Con	Elected	1,191	33.5
<span style="color: red;">■</span> Hunt S.	Lab	Not elected	1,042	
<span style="color: gray;">■</span> Nelson J.	Ind	Not elected	843	23.7
<span style="color: blue;">■</span> Espie D.	Con	Not elected	831	

**Summary**

Electorate	5949
Turnout %	46.1
Seats	3

