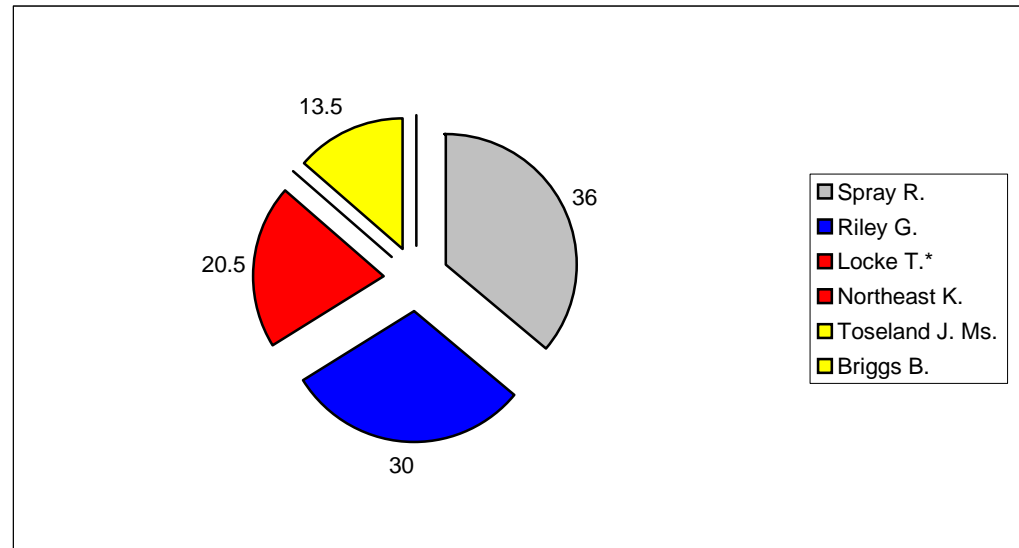


### Hucknall Central

			Vote	Share %
<span style="color: grey;">█</span> <b>Spray R.</b>	Ind	Elected	1,056	36
<span style="color: blue;">█</span> <b>Riley G.</b>	Con	Elected	879	30
<span style="color: red;">█</span> <b>Locke T.*</b>	Lab	Not elected	602	20.5
<span style="color: red;">█</span> <b>Northeast K.</b>	Lab	Not elected	592	
<span style="color: yellow;">█</span> <b>Toseland J. Ms.</b>	LD	Not elected	396	13.5
<span style="color: yellow;">█</span> <b>Briggs B.</b>	LD	Not elected	244	

#### Summary

Electorate	5456
Turnout %	38.9
Seats	2

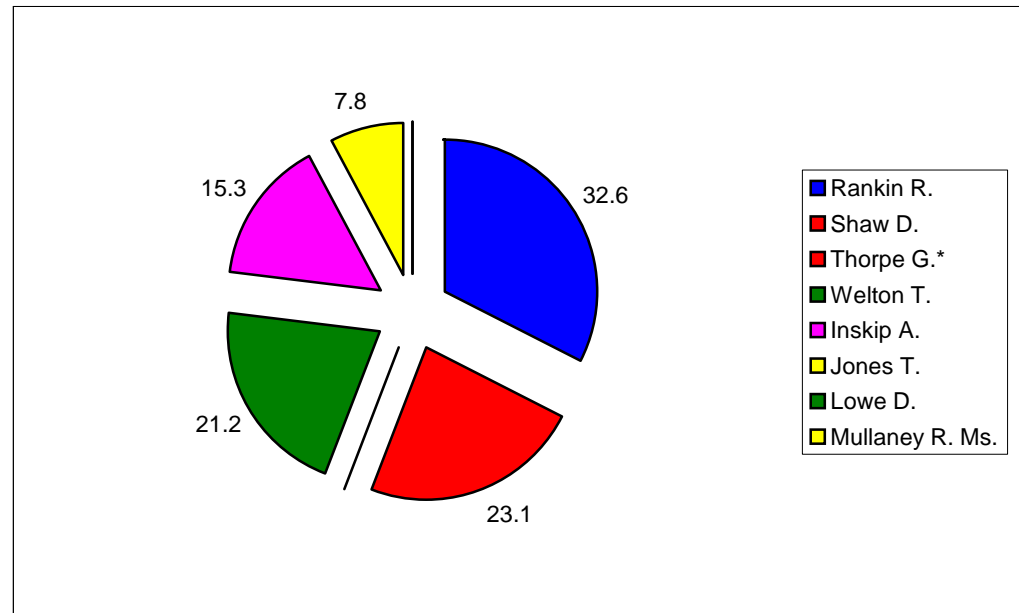


### Hucknall East

			Vote	Share %
<span style="color: blue;">█</span> <b>Rankin R.</b>	Con	Elected	744	32.6
<span style="color: red;">█</span> <b>Shaw D.</b>	Lab	Elected	528	23.1
<span style="color: red;">█</span> <b>Thorpe G.*</b>	Lab	Not elected	504	
<span style="color: green;">█</span> <b>Welton T.</b>	Green	Not elected	484	21.2
<span style="color: magenta;">█</span> <b>Inskip A.</b>	UKIP	Not elected	349	15.3
<span style="color: yellow;">█</span> <b>Jones T.</b>	LD	Not elected	178	7.8
<span style="color: green;">█</span> <b>Lowe D.</b>	Green	Not elected	176	
<span style="color: yellow;">█</span> <b>Mullaney R. Ms.</b>	LD	Not elected	168	

#### Summary

Electorate	5145
Turnout %	34.4
Seats	2

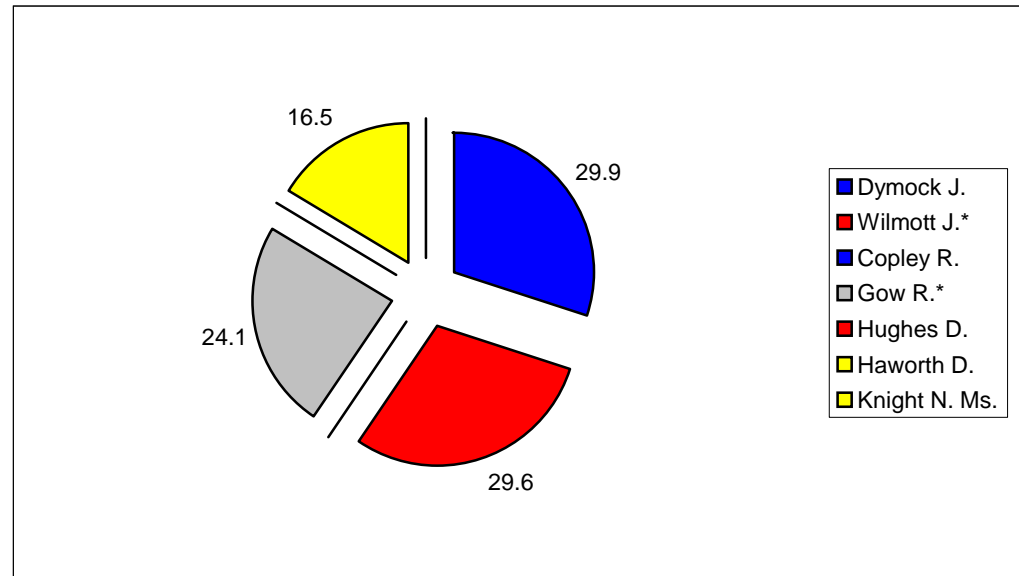


### Hucknall North

			<b>Vote</b>	<b>Share %</b>
<span style="color: blue;">■</span> <b>Dymock J.</b>	Con	Elected	673	29.9
<span style="color: red;">■</span> <b>Wilmott J.*</b>	Lab	Elected	666	29.6
<span style="color: blue;">■</span> Copley R.	Con	Not elected	644	
<span style="color: grey;">■</span> Gow R.*	Ind	Not elected	542	24.1
<span style="color: red;">■</span> Hughes D.	Lab	Not elected	521	
<span style="color: yellow;">■</span> Haworth D.	LD	Not elected	372	16.5
<span style="color: yellow;">■</span> Knight N. Ms.	LD	Not elected	337	

#### **Summary**

Electorate	5223
Turnout %	37.9
Seats	2

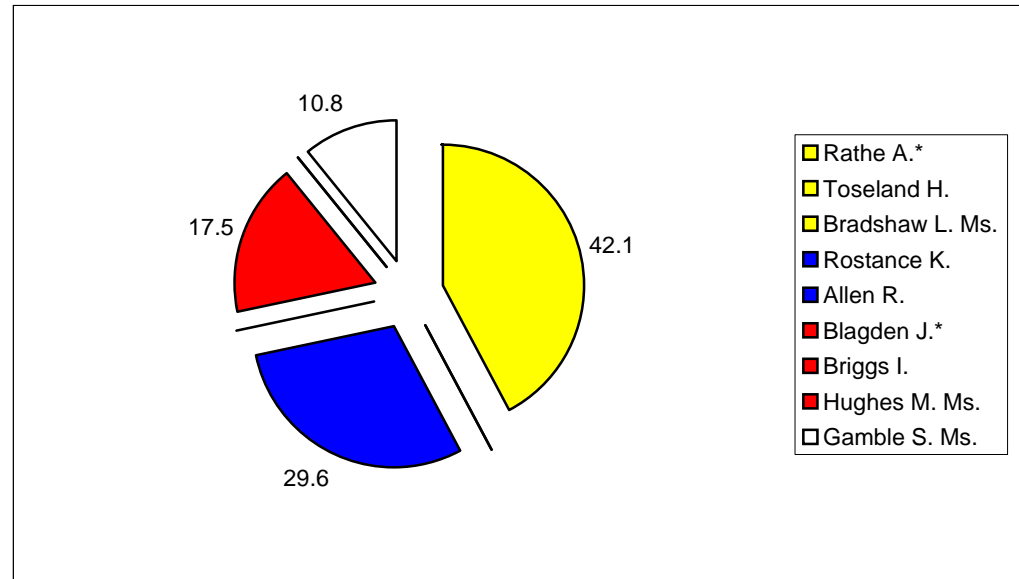


### Hucknall West

			<b>Vote</b>	<b>Share %</b>
<span style="color: yellow;">■</span> <b>Rathe A.*</b>	LD	Elected	1,281	42.1
<span style="color: yellow;">■</span> <b>Toseland H.</b>	LD	Elected	1,236	
<span style="color: yellow;">■</span> <b>Bradshaw L. Ms.</b>	LD	Elected	1,103	
<span style="color: blue;">■</span> Rostance K.	Con	Not elected	901	29.6
<span style="color: blue;">■</span> Allen R.	Con	Not elected	786	
<span style="color: red;">■</span> Blagden J.*	Lab	Not elected	533	17.5
<span style="color: red;">■</span> Briggs I.	Lab	Not elected	497	
<span style="color: red;">■</span> Hughes M. Ms.	Lab	Not elected	464	
<span style="color: grey;">■</span> Gamble S. Ms.	BNP	Not elected	330	10.8

#### **Summary**

Electorate	7499
Turnout %	36.8
Seats	3

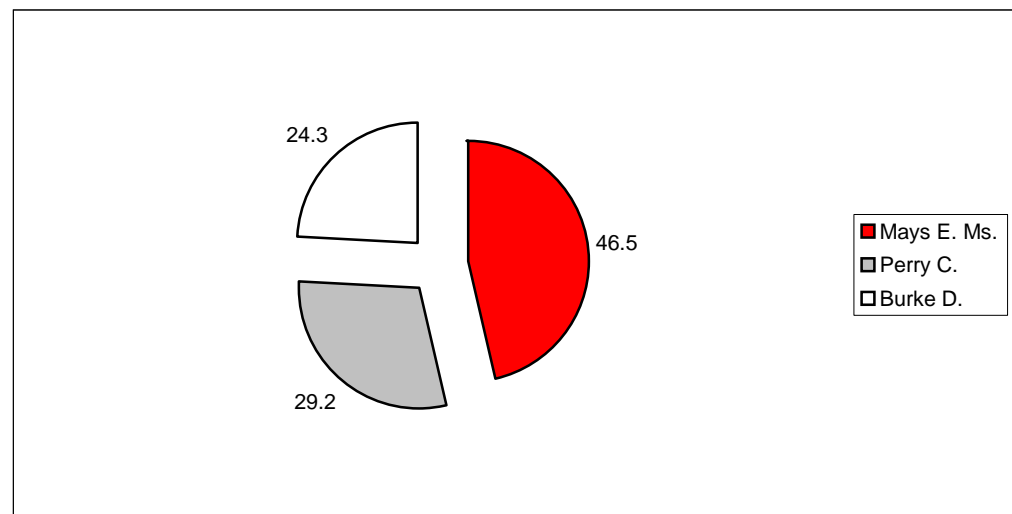


### Jacksdale

			<b>Vote</b>	<b>Share %</b>
<span style="color: red;">■</span> <b>Mays E. Ms.</b>	Lab	Elected	368	46.5
<span style="color: gray;">■</span> Perry C.	Ind	Not elected	231	29.2
Burke D.	BNP	Not elected	192	24.3

#### **Summary**

Electorate	2513
Turnout %	31.6
Seats	1

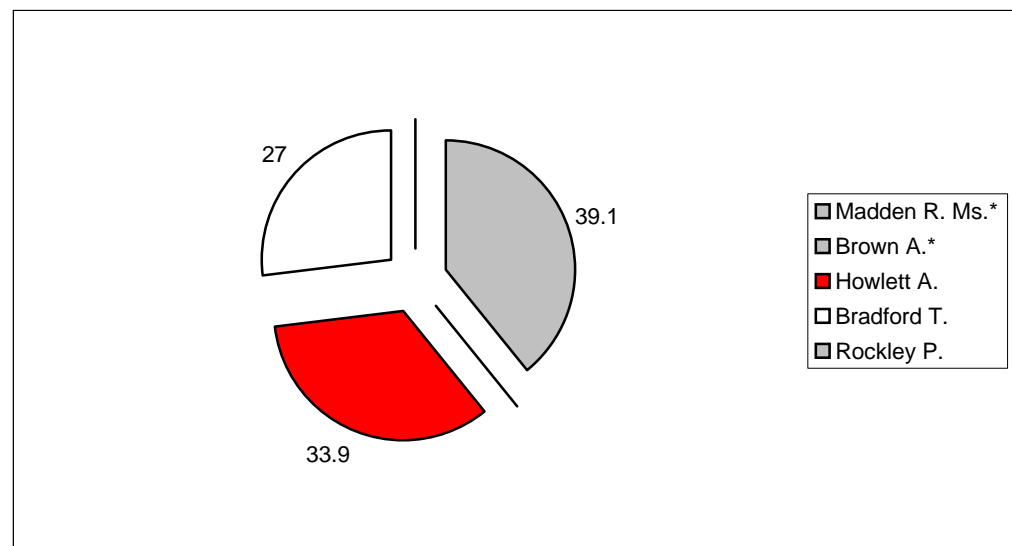


### Kirkby In Ashfield Central

			<b>Vote</b>	<b>Share %</b>
<span style="color: gray;">■</span> <b>Madden R. Ms.*</b>	Ind	Elected	774	39.1
<span style="color: gray;">■</span> <b>Brown A.*</b>	Ind	Elected	703	
<span style="color: red;">■</span> Howlett A.	Lab	Not elected	672	33.9
Bradford T.	BNP	Not elected	534	27
<span style="color: gray;">■</span> Rockley P.	Ind	Not elected	525	

#### **Summary**

Electorate	5073
Turnout %	41
Seats	2

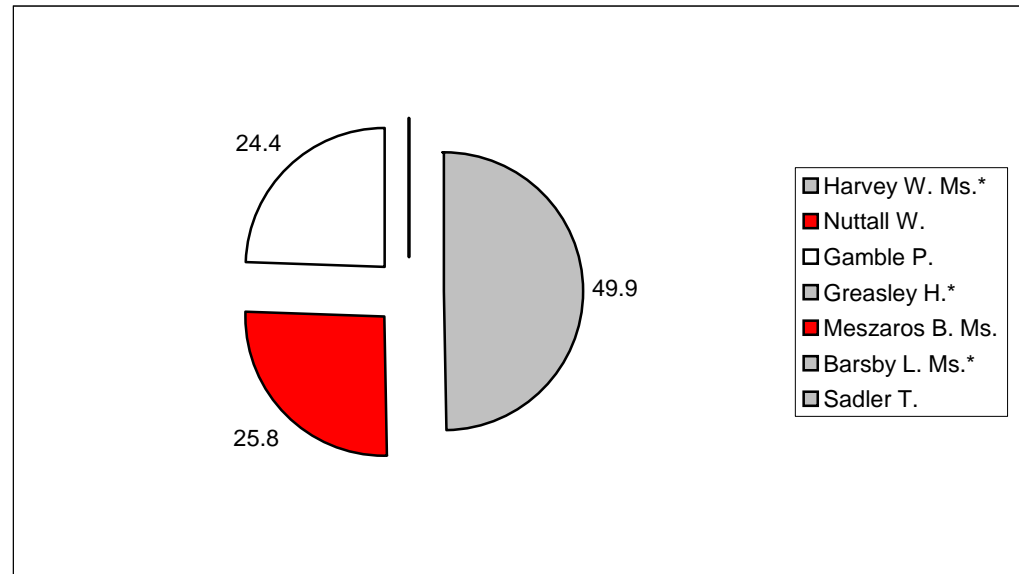


### Kirkby In Ashfield East

			<b>Vote</b>	<b>Share %</b>
■ Harvey W. Ms.*	Ind	Elected	784	49.9
■ Nuttall W.	Lab	Elected	405	25.8
□ Gamble P.	BNP	Not elected	383	24.4
■ Greasley H.*	Ind	Not elected	369	
■ Meszaros B. Ms.	Lab	Not elected	334	
■ Barsby L. Ms.*	Ind	Not elected	281	
■ Sadler T.	Ind	Not elected	174	

#### **Summary**

Electorate	4830
Turnout %	32.4
Seats	2

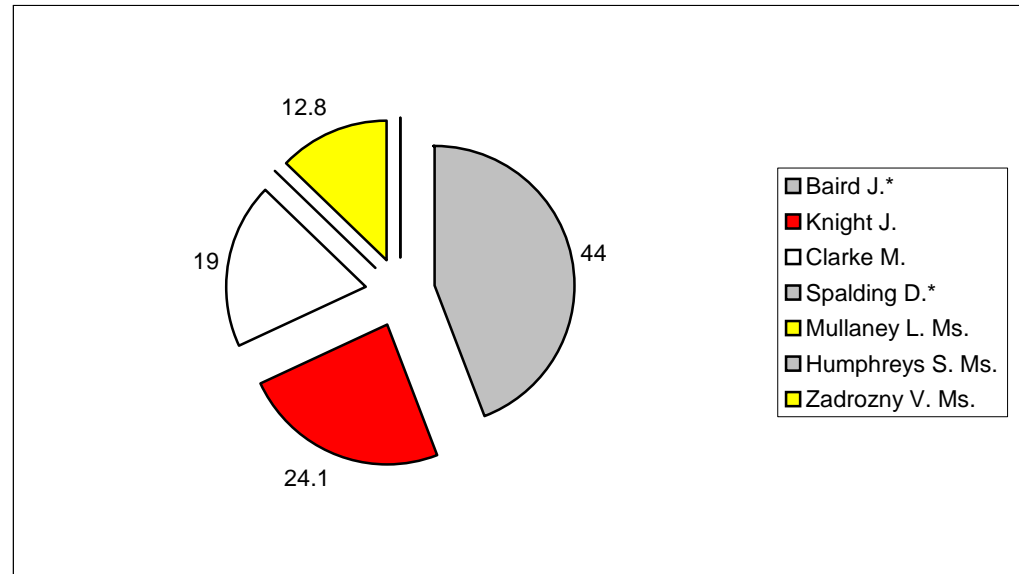


### Kirkby In Ashfield West

			<b>Vote</b>	<b>Share %</b>
■ Baird J.*	Ind	Elected	861	44
■ Knight J.	Lab	Elected	472	24.1
□ Clarke M.	BNP	Not elected	372	19
■ Spalding D.*	Ind	Not elected	348	
■ Mullaney L. Ms.	LD	Not elected	250	12.8
■ Humphreys S. Ms.	Ind	Not elected	232	
■ Zadrozny V. Ms.	LD	Not elected	177	

#### **Summary**

Electorate	5188
Turnout %	32.5
Seats	2

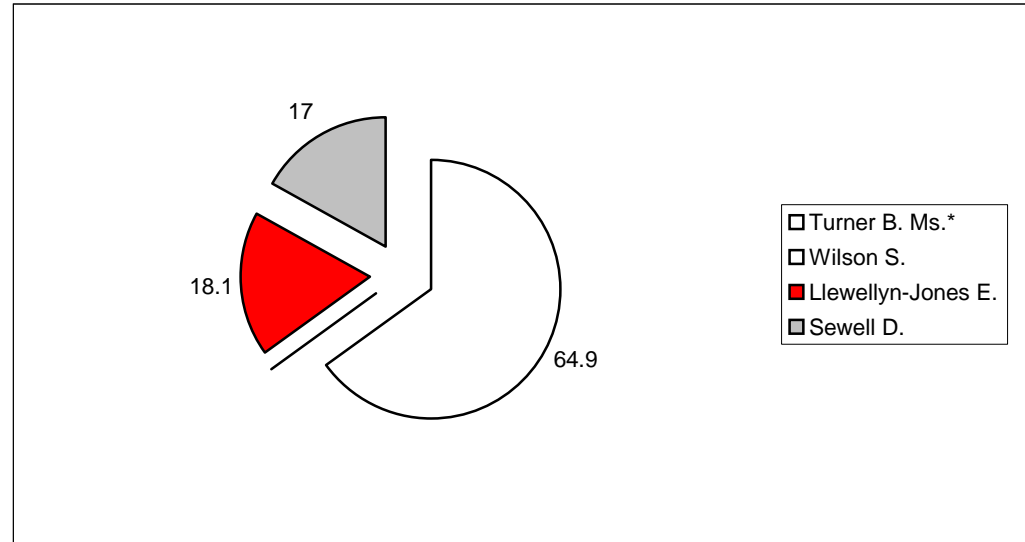


**Selston**

			<b>Vote</b>	<b>Share %</b>
<b>Turner B. Ms.*</b>	Selston	Elected	1,402	64.9
<b>Wilson S.</b>	Selston	Elected	1,114	
<b>Llewellyn-Jones E.</b>	Lab	Not elected	391	18.1
<b>Sewell D.</b>	Ind	Not elected	366	17

**Summary**

Electorate	5109
Turnout %	35.6
Seats	2

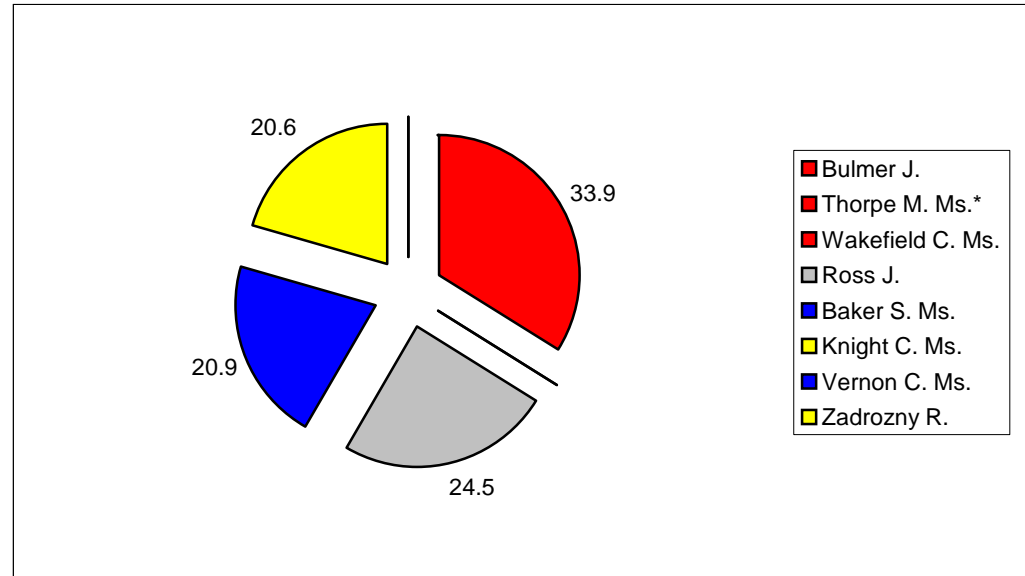


**Sutton-In-Ashfield Central**

			<b>Vote</b>	<b>Share %</b>
<b>Bulmer J.</b>	Lab	Elected	1,040	33.9
<b>Thorpe M. Ms.*</b>	Lab	Elected	979	
<b>Wakefield C. Ms.</b>	Lab	Elected	919	
Ross J.	Ind	Not elected	753	24.5
Baker S. Ms.	Con	Not elected	642	20.9
Knight C. Ms.	LD	Not elected	633	20.6
Vernon C. Ms.	Con	Not elected	595	
Zadrozny R.	LD	Not elected	536	

**Summary**

Electorate	8658
Turnout %	28.5
Seats	3

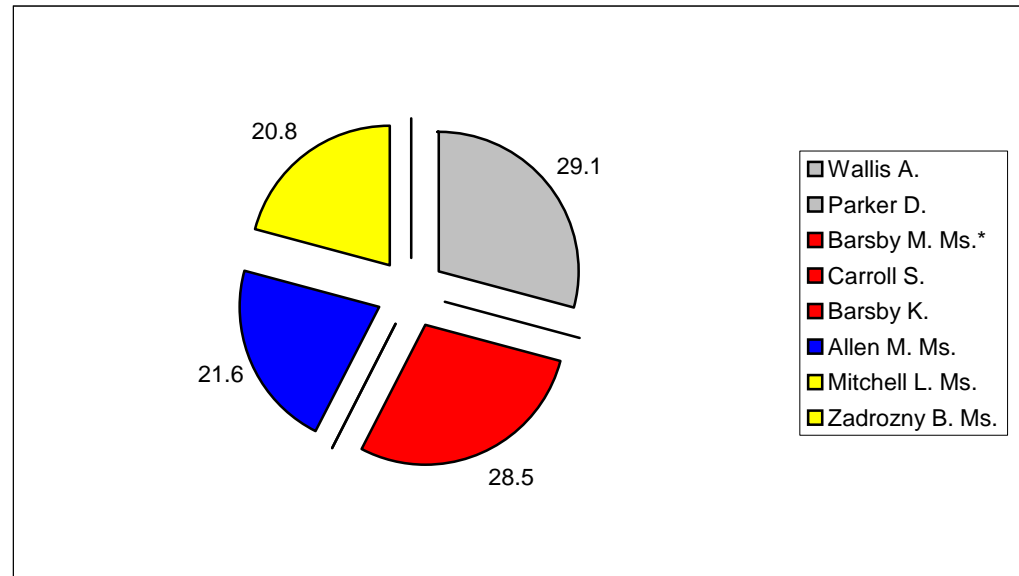


### Sutton-In-Ashfield East

			<b>Vote</b>	<b>Share %</b>
Wallis A.	Ind	Elected	996	29.1
Parker D.	Ind	Elected	978	
Barsby M. Ms.*	Lab	Elected	975	28.5
Carroll S.	Lab	Not elected	915	
Barsby K.	Lab	Not elected	868	
Allen M. Ms.	Con	Not elected	739	21.6
Mitchell L. Ms.	LD	Not elected	713	20.8
Zadrozny B. Ms.	LD	Not elected	460	

#### Summary

Electorate	8683
Turnout %	31
Seats	3

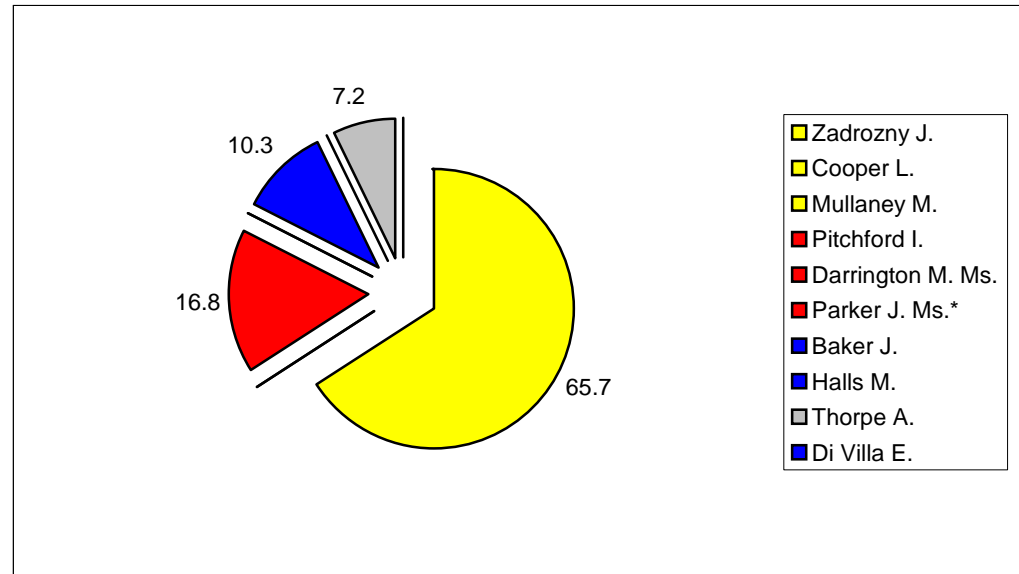


### Sutton-In-Ashfield North

			<b>Vote</b>	<b>Share %</b>
Zadrozny J.	LD	Elected	2,094	65.7
Cooper L.	LD	Elected	1,920	
Mullaney M.	LD	Elected	1,757	
Pitchford I.	Lab	Not elected	536	16.8
Darrington M. Ms.	Lab	Not elected	508	
Parker J. Ms.*	Lab	Not elected	506	
Baker J.	Con	Not elected	329	10.3
Halls M.	Con	Not elected	313	
Thorpe A.	Ind	Not elected	230	7.2
Di Villa E.	Con	Not elected	219	

#### Summary

Electorate	8584
Turnout %	35
Seats	3

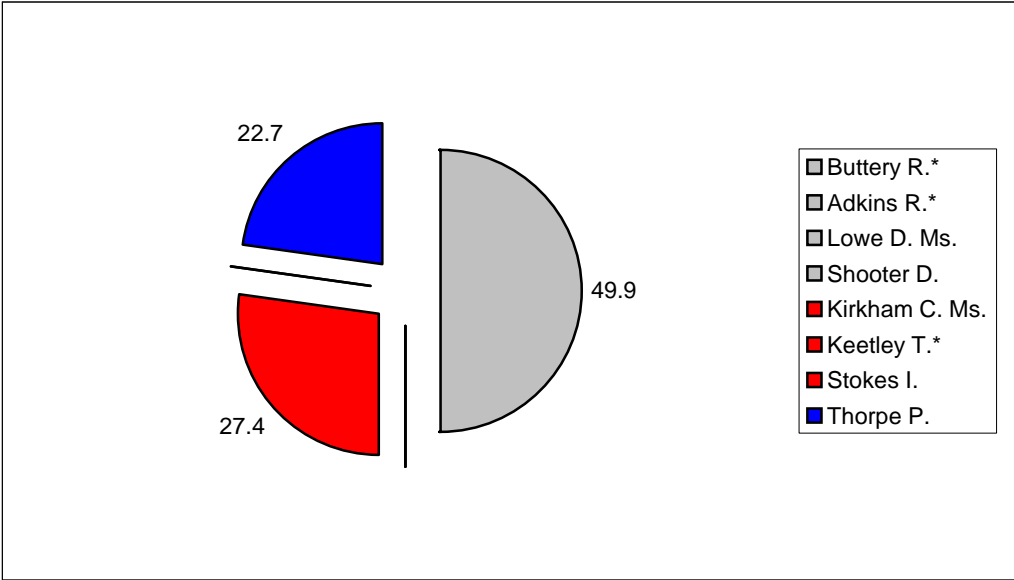


**Sutton-In-Ashfield West**

			<b>Vote</b>	<b>Share %</b>
Buttery R.*	Ind	Elected	1,359	49.9
Adkins R.*	Ind	Elected	1,119	
Lowe D. Ms.	Ind	Elected	1,006	
Shooter D.	Ind	Not elected	845	
Kirkham C. Ms.	Lab	Not elected	748	27.4
Keetley T.*	Lab	Not elected	747	
Stokes I.	Lab	Not elected	644	
Thorpe P.	Con	Not elected	619	22.7

**Summary**

Electorate	8801
Turnout %	31.9
Seats	3

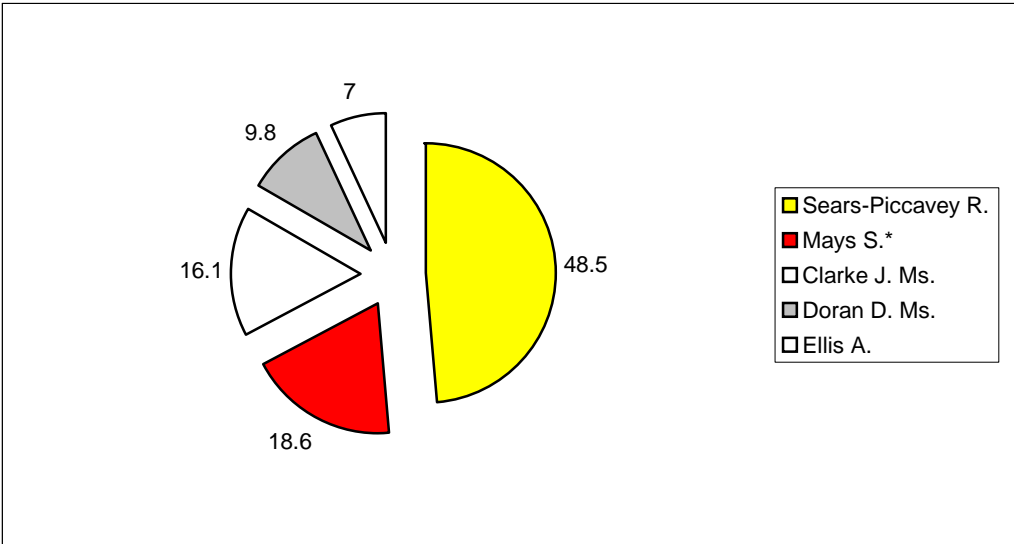


**Underwood**

			<b>Vote</b>	<b>Share %</b>
Sears-Piccavey R.	LD	Elected	538	48.5
Mays S.*	Lab	Not elected	206	18.6
Clarke J. Ms.	BNP	Not elected	179	16.1
Doran D. Ms.	Ind	Not elected	109	9.8
Ellis A.	Edem	Not elected	78	7

**Summary**

Electorate	2355
Turnout %	47.3
Seats	1



**Woodhouse**

			<b>Vote</b>	<b>Share %</b>
<span style="background-color: yellow;">■</span> <b>Theaker T.</b>	LD	Elected	964	44.2
<span style="background-color: yellow;">■</span> <b>Smith H. Ms.</b>	LD	Elected	820	
<span style="background-color: red;">■</span> Lewis P. Ms.	Lab	Not elected	572	26.2
Ward L. Ms.	Lab	Not elected	550	
<span style="background-color: green;">■</span> Harrison M.*	Green	Not elected	351	16.1
Hilton A. Ms.	Green	Not elected	297	
<span style="background-color: lightgrey;">■</span> Clarke P.*	Ind	Not elected	295	13.5
Baird G.	Ind	Not elected	242	

**Summary**

Electorate	5734
Turnout %	37.8
Seats	2

